



LV

Wonder Joint

Straight or branch injectable joint using Wonder Fluid, single component insulating gel. Quick to use and can be installed at any temperature.

Joint equipped with injection valve; insert the cartridge in the gun, connect the nozzle stably on the valve and inject the gel until completely filled. The valve on the container prevents insulation from leaking out, ensuring perfect cleaning and reliability. Can be installed without any special tools: only requires a regular silicone gun.

- Joints insulated with **Wonder Fluid**, fluid, single-component, gel
- Clean installation, re-enterable and inspectable
- Container provided with no-return valve
- Immediately energizable
- Even suitable for high depths
- Non-toxic, with no expiry date



Electrical performance:
CEI EN 50393 with connectors
complying with EN 61238-1
(with testing under water head
and water between the cable cores)
Class 2 in accordance with CEI 64-8.

Gel: UL 94-HB

Degree of protection: IP68

Operating temperature **90°**

Installation temperature: **-50°C / +60°C**

Installation sequence

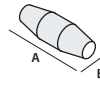


**Ray
Tech**

Wonder Joint L

Straight joint with injected gel insulation.

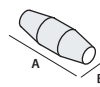
Product	Cable formation and conductor cross sections (n° x mm ²)				A x B (mm)
	1x	2x	3x	4x	
Wonder Joint L4	1,5 - 25	1,5 - 4	1,5 - 4	1,5 - 4	160 x 45
Wonder Joint L10	2,5 - 50	1,5 - 10	1,5 - 10	1,5 - 10	180 x 50
Wonder Joint L25	16 - 150	4 - 25	4 - 25	2,5 - 25	215 x 55



Wonder Joint System Plus L

Straight joint with injected gel insulation + Five-core spacer.

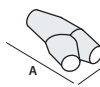
Product	Cable formation and conductor cross sections (n° x mm ²)				A x B (mm)
	2x	3x	4x	5x	
Wonder Joint SP L6	1,5 - 6	1,5 - 6	1,5 - 6	1,5 - 6	180 x 50
Wonder Joint SP L25	4 - 25	4 - 25	4 - 25	4 - 25	215 x 55



Wonder Joint Y

Branch joint with injected gel insulation.

Product	Cable formation and conductor cross sections (n° x mm ²)								A x B (mm)
	1x		2x		3x		4x		
	P	D	P	D	P	D	P	D	
Wonder Joint Y6	4 - 50	4 - 50	4 - 10	4 - 10	2,5 - 6	2,5 - 6	2,5 - 6	2,5 - 6	180 x 90
Wonder Joint Y25	50 - 150	50 - 150	10 - 25	10 - 25	6 - 25	6 - 16	6 - 25	6 - 10	220 x 105

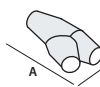


T: Through - B: Branch

Wonder Joint System Plus Y

Branch joint with injected gel insulation + Five-core spacer.

Product	Cable formation and conductor cross sections (n° x mm ²)								A x B (mm)
	2x		3x		4x		5x		
	T	B	T	B	T	B	T	B	
Wonder Joint SP Y6	1,5 - 6	1,5 - 4	1,5 - 6	1,5 - 4	1,5 - 6	1,5 - 4	1,5 - 6	1,5 - 4	180 x 90
Wonder Joint SP Y16	4 - 16	1,5 - 4	4 - 16	1,5 - 4	4 - 16	1,5 - 4	4 - 16	1,5 - 4	220 x 105



T: Through - B: Branch