

HEAVY-WALL SHEATHS

RAY-CSM heat-shrink tubular sheath is very thick and has been designed for uses requiring exceptional mechanical characteristics. Its ideal field of application is in underwater or directly underground environments, or where exceptional resistance to abrasion and impact is required, but also outstanding resistance to weathering, including UV radiation, for sealing, especially if used with hot-melt adhesive, and for anti-corrosion protection.

RAY-CSM

PRODUCT	Item	Applications by Ø		D (mm)	d (mm)	S ₁ (mm)	S ₂ (mm)
		from (mm)	to (mm)				
Ray-CSM 12/3*	672693-000	3,5	10	12	3	0,8	2,0
Ray-CSM 16/4*	542973-000	4,5	14	16	4	0,9	2,4
Ray-CSM 24/6*	050119-000	6,5	22	24	6	1,0	2,7
Ray-CSM 34/8*	453083-000	9	31	34	8	1,3	4,0
Ray-CSM 48/12*	582237-000	13	44	48	12	1,5	4,5
Ray-CSM 56/16*	898079-000	17,5	50	56	16	1,5	4,4
Ray-CSM 70/21*	862223-000	22	63	70	21	1,4	4,4
Ray-CSM 90/25*	862225-000	27	81	90	25	1,3	4,3
Ray-CSM 110/30*	934589-000	33	100	110	30	1,2	4,3
Ray-CSM 130/36*	833598-000	38	118	130	36	1,2	4,3
Ray-CSM 160/50*	430277-000	55	144	160	50	1,0	4,3
Ray-CSM 180/50*	237977-000	55	162	180	50	1,0	4,3

* Complete the item code adding the length (mm), adhesive (/172).

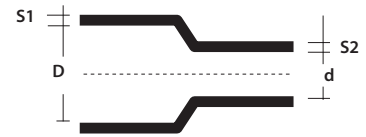
WRAP AROUND

Wrap around heat-shrink sheath for repairing plastic or metal cable sheaths. It combines the previously seen mechanical, protective and sealing properties of tubular junctions with easy of application and closing. Indispensable when cable cutting is not possible. Does not require pre-insertion, reducing the space necessary for its application.

RAY-RSM

PRODUCT	1000		1500		Ø Cable (mm)	D (mm)	d (mm)
	Item	Item	from	to			
Ray-RSM 34/10*	406345-000	240699-000	12	21	12	34	10
Ray-RSM 53/13*	279727-000	505955-000	15	32	15	53	13
Ray-RSM 84/20*	953639-000	219483-000	23	50	23	84	20
Ray-RSM 107/29*	395359-000	546145-000	34	65	34	107	29
Ray-RSM 143/36*	002611-000	091525-000	42	86	42	143	36
Ray-RSM 198/55*	318575-000	247637-000	62	120	62	198	55
Ray-RSM 250/98*	595947-000	247698-000	111	150	111	250	98

* Complete the item code adding the length (mm) and adhesive (/232).




D = min. Ø before shrinkage
 d = max. Ø after free shrinkage
 S1 = rated thickness as supplied
 S2 = min. rated thickness after free shrinkage

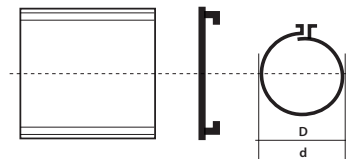
Operating temperature: -55°C / +125°C

Tensile resistance	12 MPa min
Elongation	350% min
Tensile resistance after ageing	12 MPa
Elongation after ageing	300% min
Dielectric strength	12 kV/mm min
Minimum shrinkage temperature	125°C

HF Halogen Free



WRAP
AROUND



D = min. Ø before shrinkage
 d = max. Ø after free shrinkage

Tensile resistance	17 MPa (min)
Elongation	350 % (min)
Density	1,0-1,2 g/cm ³
Hardness	50-70 Shore D
Thermal duration	120°C
Flexibility at low temperature	4h a -40°C Non-crackin
Dielectric strength	Wall 1 mm 180 kV/cm
	Wall 3,5 mm 120 kV/cm

HF Halogen Free