

Electrical performance:

- CEI EN 50393 with connectors complying with EN 61238-1
- Class 2 in accordance with CEI 64-8.

🔹 Gel: UL 94-HB

🌡 Working temperature: 90°

🌡 Installation temperature: -15°C / +55°C

🌊 Fully submersible

🔧 Can be used underground

🌿 Halogen-free Gel

IP68
OFFICIALLY
TESTED

MAGIC POWER JOINT

Straight or branch joint with Magic Power Gel, for extruded insulation cables up to 1 kV.

Joints for extruded cables F(R)G7OR 0.6/1 kV. Easy installation, composed of two anti-fracture plastic shells, to be filled with non-toxic quick cross linking two-component insulation such as Magic Power Gel. Suitable for installation in traps, channels or directly underground or under water. Non-toxic, safe, light and re-enterable. Thanks to the softness of the insulation, they are able to absorb external shock without cracking or fracturing. The extreme stickiness of the insulation together with its softness allow it to transmit water pressure for installation even at high depths.

ADVANTAGES

- ▶ Re-enterable and inspectable joint.
- ▶ Insulated with Magic Power Gel, the innovative self-amalgamating gel.
- ▶ For installations even in harsh conditions and high depths!
- ▶ Extremely adherent and tight sealing.
- ▶ The gel is not-classified as hazardous under the CLP Directive and it has no shelf life.


RE-ENTERABLE



REMOVABLE



INSPECTIONABLE



REUSABLE

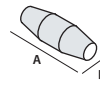


In 15 minutes, the gel is cross-linked and **Magic Power Joint** is ready!



MAGIC POWER JOINT L

Straight joint for 0.6/1 kV extruded cables.



PRODUCT / Item	Cable formation and conductor cross sections (n° x mm ²)				max cable Ø (mm)	Dimension (mm)
	1x	2x	3x	4x		
MAGIC P JOINT L10 MPOWERJOINT-L10	2,5 - 50	1,5 - 10	1,5 - 10	1,5 - 10 *	8 - 16	180 x 50
MAGIC P JOINT L25 MPOWERJOINT-L25	16 - 150	4 - 25	4 - 25	2,5 - 25	8 - 32	215 x 55
MAGIC P JOINT L35 MPOWERJOINT-L35	16 - 185	16 - 35	16 - 35	16 - 35	12 - 33	232 x 70
MAGIC P JOINT L50 MPOWERJOINT-L50	50 - 300	16 - 50	16 - 50	16 - 50	14 - 34	266 x 72
MAGIC P JOINT L95 MPOWERJOINT-L95	120 - 400	25 - 95	25 - 95	25 - 95	15 - 42	330 x 95
MAGIC P JOINT L120 MPOWERJOINT-L120	240 - 500	70 - 120	70 - 120	50 - 120	25 - 50	365 x 95
MAGIC P JOINT L240 MPOWERJOINT-L240	400 - 1000	120 - 300	120 - 240	120 - 240	30 - 75	510 x 120
MAGIC P JOINT L300 MPOWERJOINT-L300	630 - 2000	240 - 400	240 - 300	240 - 300	41 - 78	760 x 180

For ALUMINIUM cables	1x	2x	3x	4x	(mm)	(mm)
MAGIC P JOINT L50 MPOWERJOINT-L50	16 - 150	16 - 25	16 - 25	16 - 25	14 - 34	266 x 72
MAGIC P JOINT L120 MPOWERJOINT-L120	185 - 400	25 - 95	25 - 95	25 - 95	25 - 50	365 x 95
MAGIC P JOINT L240 MPOWERJOINT-L240	400 - 630	95 - 185	95 - 185	95 - 185	30 - 75	510 x 120
MAGIC P JOINT L300 MPOWERJOINT-L300	630 - 2000	185 - 300	185 - 300	185 - 300	41 - 78	760 x 180

* Magic Power Joint 10 suggested for cable diameters smaller than 16 mm.

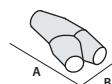


MAGIC POWER JOINT Y

Branch joint for 0.6/1 kV extruded cables.

PRODUCT / Item	Cable formation and conductor cross sections (n° x mm ²)								max cables Ø (mm)		Dimension (mm)
	1x		2x		3x		4x		T	B	
	T	B	T	B	T	B	T	B			
MAGIC P JOINT Y6 MPOWERJOINT-Y6	4 - 50	4 - 50	4 - 10	4 - 10	2,5 - 6	2,5 - 6	2,5 - 6	2,5 - 6	8 - 27	8 - 27	180 x 90
MAGIC P JOINT Y25 MPOWERJOINT-Y25	50 - 150	50 - 150	10 - 25	10 - 25	6 - 25	6 - 16	6 - 25	6 - 10	8 - 32	8 - 32	220 x 105
MAGIC P JOINT Y95 MPOWERJOINT-Y95	120 - 400	95 - 240	25 - 95	16 - 50	25 - 95	16 - 50	25 - 95	10 - 50	15 - 42	8 - 32	315 x 115
MAGIC P JOINT Y240* MPOWERJOINT-Y240	240 - 630	240 - 630	95 - 240	50 - 240	95 - 240	50 - 240	95 - 240	50 - 240	65 max		600 x 285

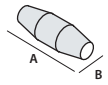
* also for aluminium cables. T: Through - B: Branch





MAGIC POWER JOINT L-S

Straight joint for 0.6/1 kV screened extruded cables.



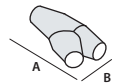
PRODUCT / Item	Cable formation and conductor cross sections (n° x mm ²)				max cable Ø (mm)	Dimension (mm)
	1x	2x	3x	4x		
MAGIC P JOINT L10-S MPOWERJOINT-L10S	2,5 - 50	1,5 - 10	1,5 - 6	1,5 - 6	8 - 16	180 x 50
MAGIC P JOINT L25-S MPOWERJOINT-L25S	16 - 120	4 - 25	4 - 16	2,5 - 16	8 - 32	215 x 55
MAGIC P JOINT L35-S MPOWERJOINT-L35S	16 - 185	16 - 35	16 - 25	16 - 25	12 - 33	232 x 70
MAGIC P JOINT L50-S MPOWERJOINT-L50S	50 - 240	16 - 50	16 - 50	16 - 50	14 - 34	266 x 72
MAGIC P JOINT L120-S MPOWERJOINTL120S	240 - 500	70 - 120	70 - 120	50 - 95	25 - 50	365 x 95
MAGIC P JOINT L240-S MPOWERJOINTL240S	400 - 1000	120 - 300	120 - 185	120 - 185	30 - 75	510 x 120
MAGIC P JOINT L300-S MPOWERJOINTL300S	630 - 2000	240 - 400	240 - 300	240 - 300	41 - 78	760 x 180

PRODUCT / Item	Cable formation and conductor cross sections (n° x mm ²)				Dimension (mm)	
	1x	2x	3x	4x	(mm)	(mm)
MAGIC P JOINT L50-S MPOWERJOINT-L50S	16 - 150	16 - 25	16 - 25	16 - 25	14 - 34	266 x 72
MAGIC P JOINT L120-S MPOWERJOINTL120S	185 - 400	25 - 95	25 - 95	25 - 95	25 - 50	365 x 95
MAGIC P JOINT L240-S MPOWERJOINTL240S	400 - 630	95 - 185	95 - 185	95 - 185	30 - 75	510 x 120
MAGIC P JOINT L300-S MPOWERJOINTL300S	630 - 2000	185 - 300	185 - 300	185 - 300	41 - 78	760 x 180



MAGIC POWER JOINT Y-S

Branch joint for 0.6/1 kV screened extruded cables.



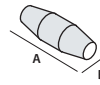
For **COPPER** cables

PRODUCT	Item	Cable formation and conductor cross sections (n° x mm ²)								max cables Ø (mm)		Dimension (mm)
		1x		2x		3x		4x		T	B	
		T	B	T	B	T	B	T	B	T	B	
MAGIC P JOINT Y6-S	MPOWERJOINT-Y6S	4 - 35	4 - 35	4 - 10	4 - 10	2,5 - 6	2,5 - 6	2,5 - 6	2,5 - 6	8 - 27	8 - 27	180 x 90
MAGIC P JOINT Y25-S	MPOWERJOINT-Y25S	35 - 120	35 - 120	10 - 25	10 - 25	6 - 16	6 - 16	6 - 16	6 - 10	8 - 32	8 - 32	220 x 105
MAGIC P JOINT Y95-S	MPOWERJOINT-Y95S	95 - 300	70 - 150	25 - 95	16 - 50	16 - 70	16 - 35	16 - 50	10 - 35	15 - 42	8 - 32	315 x 115
MAGIC P JOINT Y240-S*	MPOWERJOINTY240S	240 - 630	150 - 630	95 - 240	50 - 240	70 - 240	35 - 240	50 - 240	35 - 240	65 max		600 x 285

* also for aluminium cables. T : Through - B : Branch

MAGIC POWER JOINT L-ARM

Straight joint for 0,6/1 kV extruded cables with tape, wire or plate armouring.



PRODUCT / Item	Cable formation and conductor cross sections (n° x mm ²)			max cables Ø (mm)	Dimension (mm)
	2x	3x	4x		
MAGIC P JOINT L10-ARM MPJOINTL10-ARM	1,5 - 10	1,5 - 6	1,5 - 6	8 - 16	180 x 50
MAGIC P JOINT L25-ARM MPJOINTL25-ARM	4 - 25	4 - 16	2,5 - 16	8 - 32	215 x 55
MAGIC P JOINT L35-ARM MPJOINTL35-ARM	16 - 35	16 - 25	16 - 25	12 - 33	232 x 70
MAGIC P JOINT L50-ARM MPJOINTL50-ARM	16 - 50	16 - 50	16 - 50	14 - 34	266 x 72
MAGIC P JOINT L120-ARM MPJOINTL120-ARM	70 - 120	70 - 120	50 - 95	25 - 50	365 x 95
MAGIC P JOINT L240-ARM MPJOINTL240-ARM	120 - 300	120 - 185	120 - 185	30 - 75	510 x 120
MAGIC P JOINT L300-ARM MPJOINTL300-ARM	240 - 400	240 - 300	240 - 300	41 - 78	760 x 180

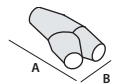


For ALUMINIUM cables	2x	3x	4x	(mm)	(mm)
MAGIC P JOINT L50-ARM MPJOINTL50-ARM	16 - 25	16 - 25	16 - 25	14 - 34	266 x 72
MAGIC P JOINT L120-ARM MPJOINTL120-ARM	25 - 95	25 - 95	25 - 95	25 - 50	365 x 95
MAGIC P JOINT L240-ARM MPJOINTL240-ARM	95 - 185	95 - 185	95 - 185	30 - 75	510 x 120
MAGIC P JOINT L300-ARM MPJOINTL300-ARM	185 - 300	185 - 300	185 - 300	41 - 78	760 x 180



MAGIC POWER JOINT Y-ARM

Branch joint for 0,6/1 kV extruded cables with tape, wire or plate armouring.



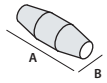
PRODUCT	Item	Cable formation and conductor cross sections (n° x mm ²)						max cables Ø (mm)		Dimension (mm)
		2x		3x		4x		T	B	
MAGIC P JOINT Y6-ARM-F	MPJOINTY6-ARM-F	4 - 10	4 - 10	2,5 - 6	2,5 - 6	2,5 - 6	2,5 - 6	8 - 27	8 - 27	180 x 90
MAGIC P JOINT Y25-ARM-F	MPJOINTY25-ARM-F	10 - 25	10 - 25	6 - 16	6 - 16	6 - 16	6 - 10	8 - 32	8 - 32	220 x 105
MAGIC P JOINT Y95-ARM-F	MPJOINTY95-ARM-F	25 - 70	16 - 50	25 - 70	16 - 35	25 - 50	10 - 35	15 - 42	8 - 32	315 x 115
MAGIC P JOINT Y240-ARM-F*	MPJOINTY240ARM-F	70 - 240	50 - 240	70 - 240	35 - 240	50 - 240	35 - 240	65 max		600 x 285

PRODUCT	Item	Cable formation and conductor cross sections (n° x mm ²)						max cables Ø (mm)		Dimension (mm)
		2x		3x		4x		T	B	
MAGIC P JOINT Y6-ARM	MPJOINTY6-ARM	4 - 10	4 - 10	2,5 - 6	2,5 - 6	2,5 - 6	2,5 - 6	8 - 27	8 - 27	180 x 90
MAGIC P JOINT Y25-ARM	MPJOINTY25-ARM	10 - 25	10 - 25	6 - 16	6 - 16	6 - 16	6 - 10	8 - 32	8 - 32	220 x 105
MAGIC P JOINT Y95-ARM	MPJOINTY95-ARM	25 - 70	16 - 50	25 - 70	16 - 35	25 - 50	10 - 35	15 - 42	8 - 32	315 x 115
MAGIC P JOINT Y240-ARM*	MPJOINTY240ARM	70 - 240	50 - 240	70 - 240	35 - 240	50 - 240	35 - 240	65 max		600 x 285

* also for aluminium cables. T: Through - B: Branch

MAGIC POWER JOINT-SL

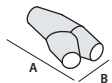
Straight joint for signaling and control multi core extruded 0,6/1 kV cables



PRODUCT	Item	Conductor (mm ²)	Cable formation (n° conductors)												max cables Ø (mm)	Dimension (mm)		
			5x	7x	10x	12x	16x	19x	24x	40x	75x	100x	250x	500x				
MAGIC P JOINT SL11	MPOWERJOINTSL11	1,5 2,5	•	•	•	•	•										8 - 16	180 x 50
MAGIC P JOINT SL12	MPOWERJOINTSL12	1,5 2,5			•	•	•	•	•								8 - 32	215 x 55
MAGIC P JOINT SL13	MPOWERJOINTSL13	1,5 2,5					•	•	•	•							14 - 34	266 x 72
MAGIC P JOINT SL14	MPOWERJOINTSL14	1,5 2,5								•	•	•					15 - 42	330 x 75
MAGIC P JOINT SL15	MPOWERJOINTSL15	1,5 2,5								•	•	•					25 - 50	365 x 95
MAGIC P JOINT SL16	MPOWERJOINTSL16	1,5 2,5									•	•	•				30 - 75	510 x 120
MAGIC P JOINT SL17	MPOWERJOINTSL17	1,5 2,5										•	•	•			41 - 78	760 x 180

MAGIC POWER JOINT-SY

Branch joint for signaling and control multi core extruded 0,6/1 kV cables.

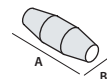


PRODUCT	Item	Conductor (mm ²)	Cable formation (n° conductors)												max cables Ø (mm)		Dimension (mm)		
			5x	7x	10x	12x	16x	19x	24x	40x	75x	100x	250x	500x	T	B			
MAGIC P JOINT SY1	MPOWERJOINTSY1	1,5 2,5	•	•	•	•	•	•									8 - 27	8 - 27	180 x 90
MAGIC P JOINT SY2	MPOWERJOINTSY2	1,5 2,5			•	•	•	•	•								8 - 32	8 - 32	220 x 105
MAGIC P JOINT SY3	MPOWERJOINTSY3	1,5 2,5					•	•	•	•							15 - 42	8 - 32	315 x 115
MAGIC P JOINT SY4	MPOWERJOINTSY4	1,5 2,5									•	•	•	•	•		65 max		600 x 285

T: Through - B: Branch

MAGIC POWER JOINT-T e TS

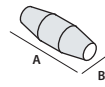
Straight joint for Telecom cables.



UNSCREENED		SCREENED		N° pairs per conductor cross sections (n° x mm ²)	max cables Ø (mm)	Dimension (mm)
PRODUCT	Item	PRODUCT	Item			
MAGIC P JOINT T16	MPOWERJOINT-T16	MAGIC P JOINT TS16	MPOWERJOINT-TS16	1 - 16 x 0,5 - 0,6	8 - 16	180 x 50
MAGIC P JOINT T25	MPOWERJOINT-T25	MAGIC P JOINT TS25	MPOWERJOINT-TS25	16 - 25 x 0,5 - 0,6	8 - 32	215 x 55
MAGIC P JOINT T35	MPOWERJOINT-T35	MAGIC P JOINT TS35	MPOWERJOINT-TS35	25 - 35 x 0,5 - 0,6	12 - 33	266 x 72
MAGIC P JOINT T40	MPOWERJOINT-T40	MAGIC P JOINT TS40	MPOWERJOINT-TS40	35 - 40 x 0,5 - 0,6	15 - 42	330 x 75
MAGIC P JOINT T64	MPOWERJOINT-T64	MAGIC P JOINT TS64	MPOWERJOINT-TS64	40 - 64 x 0,5 - 0,6	25 - 50	365 x 95
MAGIC P JOINT T500	MPOWERJOINT-T500	MAGIC P JOINT TS500	MPOWERJOINT-TS500	60 - 500 x 0,5 - 0,6	30 - 75	510 x 120
MAGIC P JOINT T1000	MPOWERJOINT-T1000	MAGIC P JOINT TS1000	MPOWERJOINT-TS1000	450 - 1000 x 0,5 - 0,6	41 - 78	760 x 180

MAGIC POWER JOINT SYSTEM PLUS L

Straight joint + Five-core spacer + Screw connectors.

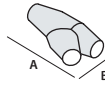


PRODUCT / Item	Cable formation and conductor cross sections (n° x mm²)				max cables Ø (mm)	Dimension (mm)
	2x	3x	4x	5x		
MAGIC P JOINT SP L6 MPOWERJSPL6	1,5 - 6	1,5 - 6	1,5 - 6	1,5 - 6	8 - 16	180 x 50
MAGIC P JOINT SP L16 MPOWERJSPL16	4 - 16	4 - 16	4 - 16	4 - 16	8 - 32	215 x 55
MAGIC P JOINT SP L25 MPOWERJSPL25	4 - 25	4 - 25	4 - 25	4 - 25	8 - 32	215 x 65



MAGIC POWER JOINT SYSTEM PLUS Y

Y Branch joint + Five-core spacer + Screw connectors.



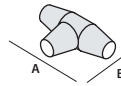
PRODUCT / Item	Cable formation and conductor cross sections (n° x mm²)								max cables Ø (mm)	Dimension (mm)
	2x		3x		4x		5x			
	T	B	T	B	T	B	T	B		
MAGIC P JOINT SP Y6 MPOWERJSPY6	1,5-6	1,5-4	1,5-6	1,5-4	1,5-6	1,5-4	1,5-6	1,5-4	T 8 - 27 B 8 - 27	180 x 90
MAGIC P JOINT SP Y16 MPOWERJSPY16	4-16	1,5-4	4-16	1,5-4	4-16	1,5-4	4-16	1,5-4	T 8 - 32 B 8 - 32	220 x 105

T : Through - B : Branch



MAGIC POWER JOINT SYSTEM PLUS T

T Branch joint + Four-core spacer + Screw connectors.



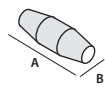
PRODUCT / Item	Cable formation and conductor cross sections (n° x mm²)						max cables Ø (mm)	Dimension (mm)
	2x		3x		4x			
	T	B	T	B	T	B		
MAGIC P JOINT SP T35 MPOWERJSPT35	6 - 35	1,5 - 10	6 - 35	1,5 - 10	6 - 35	1,5 - 10	P 22 - 42 D 22 - 42	305 x 155

T : Through - B : Branch



MAGIC POWER JOINT SYSTEM FAST RP

Straight joint + Shear bolt connectors.



PRODUCT / Item	Cable formation from 2x to 4x (n° x mm²)		max cables Ø (mm)	Dimension (mm)
	Cu	Al		
MAGIC P JOINT L 35- RP/16 MPOWERJL35RP16	1,5 - 16	10 - 16	12 - 33	232 x 70
MAGIC P JOINT L 35- RP/35 MPOWERJL35RP35	10 - 35		12 - 33	232 x 70
MAGIC P JOINT L 50- RP/50 MPOWERJL50RP50	25 - 50		14 - 34	266 x 72
MAGIC P JOINT L 120- RP/120 MPOWERJL120RP120	35 - 120		25 - 50	365 x 95
MAGIC P JOINT L 240- RP/150 MPOWERJL240RP150	35 - 150		30 - 75	510 x 120

