

# MAGIC JOINT

Straight or branch joint with Magic Gel filling gel for extruded insulation cables up to 1 kV.


Joints for extruded cables F(R)G7OR 0.6/1 kV. Easy installation, composed of two anti-fracture plastic shells, to be filled with non-toxic quick cross linking two-component insulation with no shelf life, Magic Gel type. Suitable for installation in traps, channels or directly underground or under water. Non-toxic, safe, light and re-enterable. Thanks to the softness of the insulation, they are able to absorb external shock without cracking or fracturing. The extreme stickiness of the insulation, together with its softness allow it to transmit water pressure for installation even at high depths. Thanks to the materials used, joints are completely non-toxic, safe, re-enterable even after long periods of operation.

## ADVANTAGES

- ▶ Quick cross linking gel, (only 10 minutes at 23°C) .
- ▶ Extremely adherent and tight sealing.
- ▶ The gel is not-classified as hazardous under the CLP Directive and it has no shelf life.

### Electrical performance:

- CEI EN 50393  
with connectors complying with EN 61238-1
- Class 2 in accordance with CEI 64-8.

🔋 Gel: UL 94-HB 

🌡 Working temperature: 90°

🌡 Installation temperature: -15°C / +55°C

🌊 Fully submersible

🔧 Can be used underground

🌿 Halogen-free Gel


## IP68




Slip off the separator.



Mix for a minute.



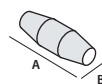
Pour within a minute.



After 10 minutes, Magic joint is ready.

## MAGIC JOINT

Straight joint for 0.6/1 kV extruded cables.



For <b>COPPER</b> cables PRODUCT / Item	Cable formation and conductor cross sections (n° x mm²)				max cables Ø (mm)	Dimension (mm)
	1x	2x	3x	4x		
<b>MAGIC JOINT 4</b> 100004-002	1,5 - 25	1,5 - 4	1,5 - 4	1,5 - 4	10 - 18	160 x 45
<b>MAGIC JOINT 10</b> 100001-MAG	2,5 - 50	1,5 - 10	1,5 - 10	1,5 - 10 *	8 - 16	180 x 50
<b>MAGIC JOINT 25</b> 100002-MAG	16 - 150	4 - 25	4 - 25	2,5 - 25	8 - 32	215 x 55
<b>MAGIC JOINT 35</b> 100035-002	16 - 185	16 - 35	16 - 35	16 - 35	12 - 33	232 x 70
<b>MAGIC JOINT 50</b> 100005-MAG	50 - 300	16 - 50	16 - 50	16 - 50	14 - 34	266 x 72
<b>MAGIC JOINT 95</b> 100003-MAG	120 - 400	25 - 95	25 - 95	25 - 95	15 - 42	330 x 75
<b>MAGIC JOINT 120</b> 100007-MAG	240 - 500	70 - 120	70 - 120	50 - 120	25 - 50	365 x 95
<b>MAGIC JOINT 240</b> 100004-MAG	400 - 1000	120 - 300	120 - 240	120 - 240	30 - 75	510 x 120
<b>MAGIC JOINT 300</b> 100009-000	630 - 2000	240 - 400	240 - 300	240 - 300	41 - 78	760 x 180

For <b>ALUMINIUM</b> cables	1x	2x	3x	4x	(mm)	(mm)
<b>MAGIC JOINT 50</b> 100005-MAG	16 - 150	16 - 25	16 - 25	16 - 25	14 - 34	266 x 72
<b>MAGIC JOINT 120</b> 100007-MAG	185 - 400	25 - 95	25 - 95	25 - 95	25 - 50	365 x 95
<b>MAGIC JOINT 240</b> 100004-MAG	400 - 630	95 - 185	95 - 185	95 - 185	30 - 75	510 x 120
<b>MAGIC JOINT 300</b> 100009-000	630 - 2000	185 - 300	185 - 300	185 - 300	41 - 78	760 x 180

\* Magic Joint 10 suggested for cable diameters smaller than 16 mm.

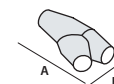


## MAGIC JOINT Y

Branch joint for 0.6/1 kV extruded cables.

For <b>COPPER</b> cables PRODUCT	Cable formation and conductor cross sections (n° x mm²)								max cables Ø (mm)		Dimension (mm)
	1x		2x		3x		4x		T	B	
	T	B	T	B	T	B	T	B			
<b>MAGIC JOINT Y6</b> 100006-MAG	4 - 50	4 - 50	4 - 10	4 - 10	2,5 - 6	2,5 - 6	2,5 - 6	2,5 - 6	8 - 27	8 - 27	180 x 90
<b>MAGIC JOINT Y25</b> 100025-MAG	50 - 150	50 - 150	10 - 25	10 - 25	6 - 25	6 - 16	6 - 25	6 - 10	8 - 32	8 - 32	220 x 105
<b>MAGIC JOINT Y95</b> 100095-MAG	120 - 400	95 - 240	25 - 95	16 - 50	25 - 95	16 - 50	25 - 95	10 - 50	15 - 42	8 - 32	315 x 115
<b>MAGIC JOINT Y240*</b> 100240-MAG	240 - 630	240 - 630	95 - 240	50 - 240	95 - 240	50 - 240	95 - 240	50 - 240	65 max		600 x 285

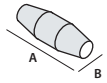
\* also for aluminium cables. T: Through - B: Branch





## MAGIC JOINT SYSTEM PLUS L

Straight joint + Five-core spacer + Screw connectors.

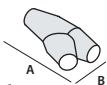


PRODUCT / Item	Cable formation and conductor cross sections (n° x mm <sup>2</sup> )				max cables Ø (mm)	Dimension (mm)
	2x	3x	4x	5x		
<b>Magic Joint SP L6</b> MAGICJSPL6	1,5 - 6	1,5 - 6	1,5 - 6	1,5 - 6	8 - 16	180 x 50
<b>Magic Joint SP L16</b> MAGICJSPL16	4 - 16	4 - 16	4 - 16	4 - 16	8 - 32	215 x 55
<b>Magic Joint SP L25</b> MAGICJSPL25	4 - 25	4 - 25	4 - 25	4 - 25	8 - 32	215 x 65



## MAGIC JOINT SYSTEM PLUS Y

Y branch joint with cast gel + Five-core spacer + Screw connectors.



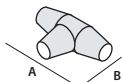
PRODUCT / Item	Cable formation and conductor cross sections (n° x mm <sup>2</sup> )								max cables Ø (mm)	Dimension (mm)
	2x		3x		4x		5x			
	T	B	T	B	T	B	T	B		
<b>MAGIC JOINT SP Y6</b> MAGICJSPY6	1,5-6	1,5-4	1,5-6	1,5-4	1,5-6	1,5-4	1,5-6	1,5-4	<b>T</b> 8 - 27 <b>B</b> 8 - 27	180 x 90
<b>MAGIC JOINT SP Y16</b> MAGICJSPY16	4-16	1,5-4	4-16	1,5-4	4-16	1,5-4	4-16	1,5-4	<b>T</b> 8 - 32 <b>B</b> 8 - 32	220 x 105

T: Through - B: Branch



## MAGIC JOINT SYSTEM PLUS T

T Branch joint + Four-core spacer + Screw connectors.



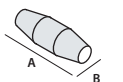
PRODUCT / Item	Cable formation and conductor cross sections (n° x mm <sup>2</sup> )						max cables Ø (mm)	Dimension (mm)
	2x		3x		4x			
	T	B	T	B	T	B		
<b>MAGIC JOINT SP T35</b> MAGICJSPT35	6 - 35	1,5 - 10	6 - 35	1,5 - 10	6 - 35	1,5 - 10	<b>T</b> 22 - 42 <b>B</b> 22 - 42	305 x 155

T: Through - B: Branch



## MAGIC JOINT SYSTEM FAST RP

Straight joint + Shear bolt connectors.



PRODUCT / Item	Cable formation from 2x a 4x (n° x mm <sup>2</sup> )	Max cables Ø (mm)	Dimension (mm)
<b>MAGIC JOINT L 35- RP/16</b> MAGICJL35RP16	1,5 - 16	12 - 33	232 x 70
<b>MAGIC JOINT L 35- RP/35</b> MAGICJL35RP35	10 - 35	12 - 33	232 x 70
<b>MAGIC JOINT L 50- RP/50</b> MAGICJL50RP50	25 - 50	14 - 34	266 x 72
<b>MAGIC JOINT L 120- RP/120</b> MAGICJL120RP120	35 - 120	25 - 50	365 x 95
<b>MAGIC JOINT L 240- RP/150</b> MAGICJL240RP150	35 - 150	30 - 75	510 x 120